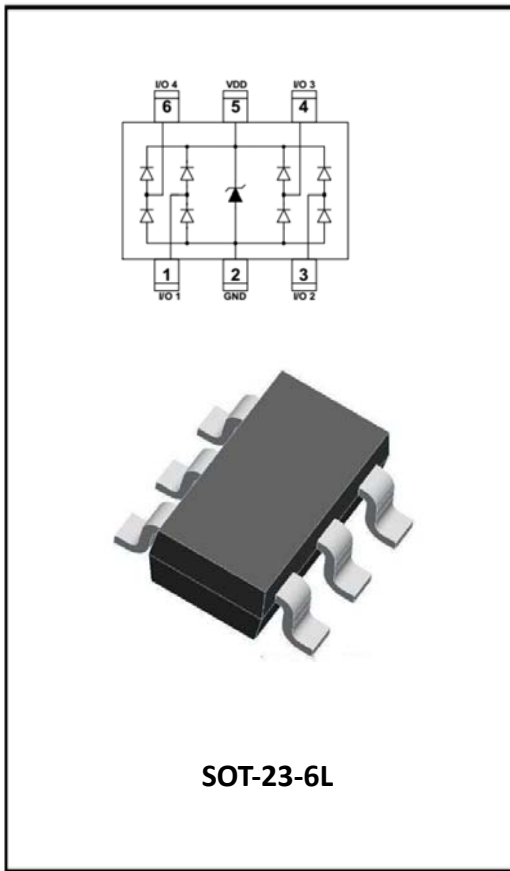


## 4-Line, Uni-directional, Ultra-low Capacitance, Transient Voltage Suppressor



### Features

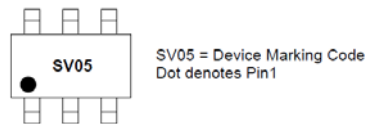
- Operating voltage: 5V
- Transient protection for each line according to IEC61000-4-2(ESD):  $\pm 30\text{kV}$  (contact)  
IEC61000-4-5(surge): 12A (8/20 $\mu\text{s}$ )
- Ultra low capacitance:  $C_j=3.5\text{pF}$  typ
- Ultra low leakage
- Low clamping voltage
- Up to 4 lines protects
- RoHS Compliant

### Applications

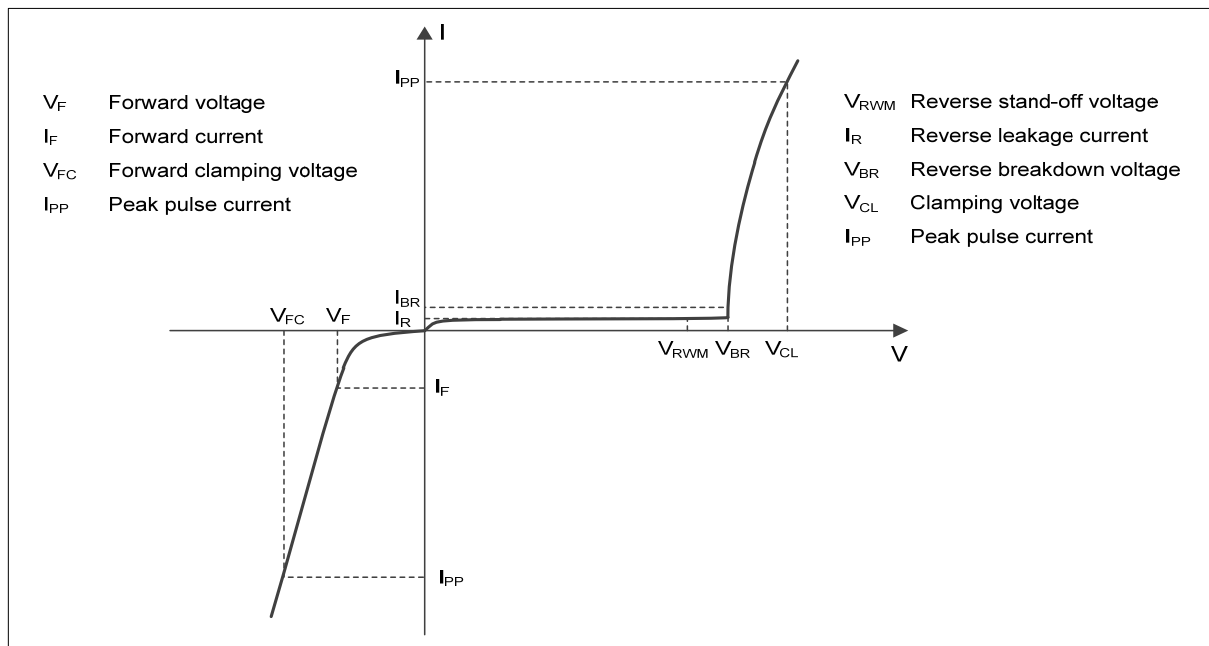
- USB 2.0
- Video Graphics Cards
- DVI
- IEEE 1394
- Monitors and Flat Panel Displays
- 10/100 Ethernet
- Notebooks

### Mechanical Data

- Package: SOT-23-6L
- Lead Finish: Matte Tin
- Case Material: "Green" Molding Compound.
- Moisture Sensitivity: Level 1 per J-STD-020
- Marking Information: See Below



### ■ Definitions of electrical characteristics





# SRV05-4

## ■Maximum Ratings

PARAMETER	SYMBOL	LIMITS	UNIT
Peak pulse power ( $t_p = 8/20\mu s$ )	$P_{pk}$	300	W
Peak pulse current ( $t_p = 8/20\mu s$ )	$I_{pp}$	12	A
ESD according to IEC61000-4-2 air discharge	$V_{ESD}$	$\pm 30$	KV
ESD according to IEC61000-4-2 contact discharge		$\pm 30$	
Junction temperature	$T_J$	-55~125	$^{\circ}C$
Storage temperature	$T_{STG}$	-55~150	$^{\circ}C$

## ■Electrical Characteristics ( $T_a=25^{\circ}C$ Unless otherwise specified)

PARAMETER	Symbol	UNIT	Conditions	Min	Typ	Max
Reverse maximum working voltage	$V_{RWM}$	V	Any I/O pin to ground			5.0
Reverse leakage current	$I_R$	$\mu A$	$V_{RWM} = 5.0V$ , any I/O pin to ground			0.5
Reverse breakdown voltage	$V_{(BR)}$	V	$I_T = 1mA$ , any I/O pin to ground	6.0		
Forward Voltage	$V_F$	V	$I_F = 15mA$ ground to any I/O pin	0.6		1.2
Clamping voltage <sup>1)</sup>	$V_{CL}$	V	$I_{PP} = 1A$ , $t_p = 8/20\mu s$ any I/O pin to ground			15
		V	$I_{PP} = 12A$ , $t_p = 8/20\mu s$ any I/O pin to ground			25
Junction capacitance	CJ	$\mu F$	$V_R = 0V$ , $f = 1MHz$ Any I/O pin to GND		3.5	5.0
			$V_R = 0V$ , $f = 1MHz$ Between I/O pins		1.5	

Notes:

(1). Non-repetitive current pulse, according to IEC61000-4-5

## ■Ordering Information (Example)

PREFERRED P/N	PACKING CODE	UNIT WEIGHT(mg)	MINIMUM PACKAGE(pcs)	INNER BOX QUANTITY(pcs)	OUTER CARTON QUANTITY(pcs)	DELIVERY MODE
SRV05-4	F2	Approximate 15.85	3000	30000	120000	7 reel

## ■ Characteristics (Typical)

Fig.1 8/20 $\mu$ s waveform per IEC61000-4-5

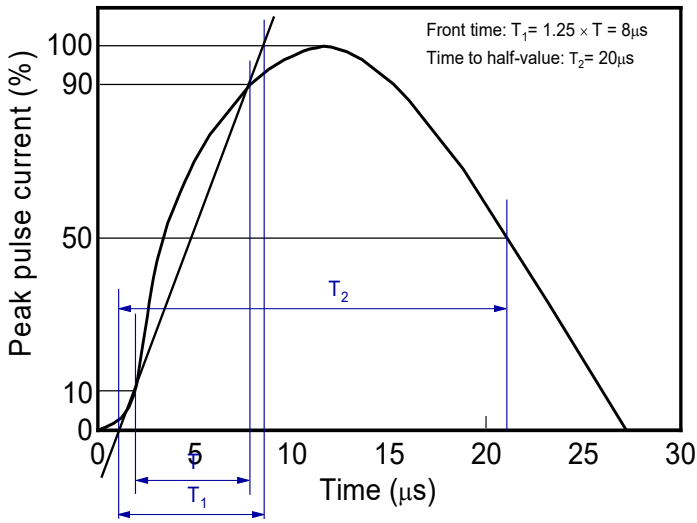


Fig.2 Contact discharge current waveform per IEC61000-4-2



Fig.3 Clamping voltage vs. Peak pulse current

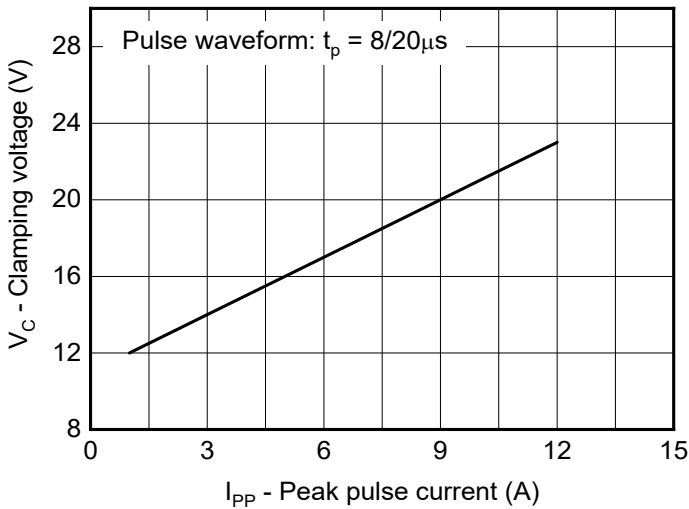


Fig.4 Capacitance vs. Reverse voltage

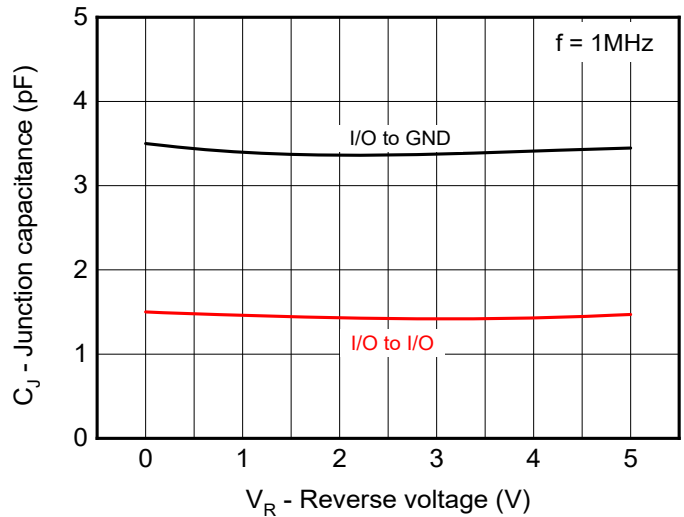


Fig.5 Non-repetitive peak pulse power vs. Pulse time

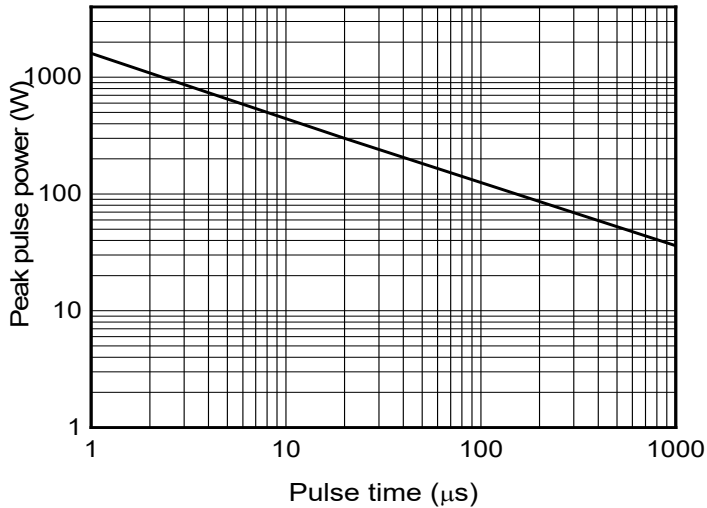


Fig.6 Power derating vs. Ambient temperature

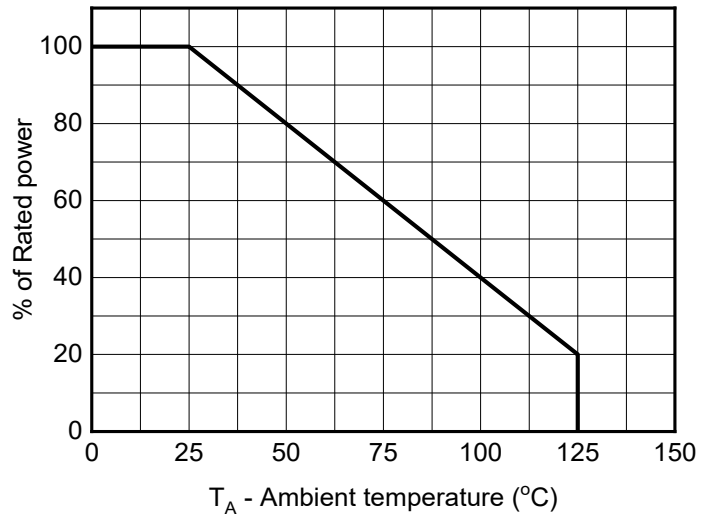
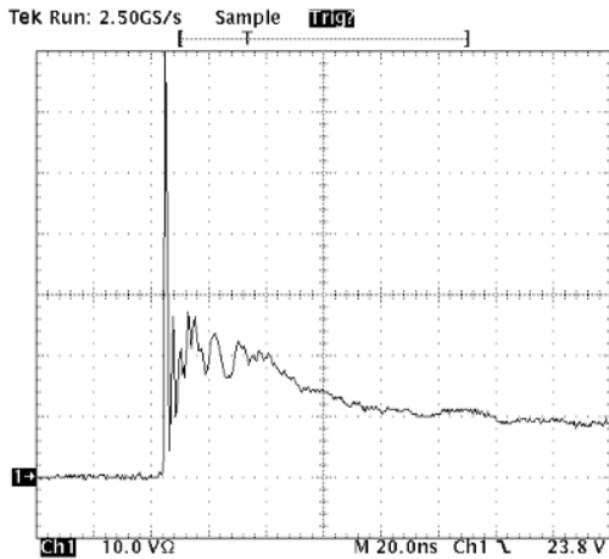
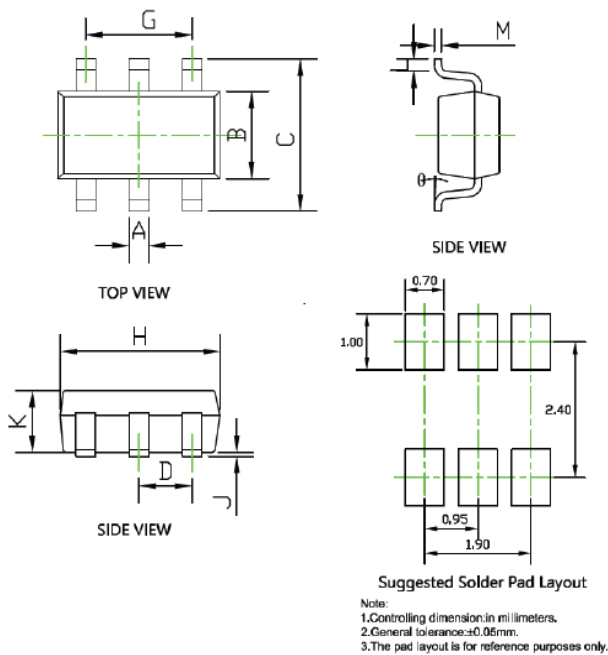


Fig.7 ESD clamping  
(+8kV contact discharge per IEC61000-4-2)



## Outline Dimensions

SOT-23-6L



SYMBOL	INCHES		Millimeter	
	MIN.	MAX.	MIN.	MAX.
A	0.012	0.020	0.300	0.500
B	0.059	0.067	1.500	1.700
C	0.104	0.116	2.650	2.950
D	0.037BSC		0.950BSC	
G	0.075BSC		1.900BSC	
H	0.111	0.119	2.820	3.020
J	0.000	0.004	0.000	0.100
K	0.041	0.045	1.050	1.150
L	0.012	0.024	0.300	0.600
M	0.004	0.008	0.100	0.200
θ	0°	8°	0°	8°



### Disclaimer

The information presented in this document is for reference only. Yangzhou Yangjie Electronic Technology Co., Ltd. reserves the right to make changes without notice for the specification of the products displayed herein to improve reliability, function or design or otherwise.

The product listed herein is designed to be used with ordinary electronic equipment or devices, and not designed to be used with equipment or devices which require high level of reliability and the malfunction of which would directly endanger human life (such as medical instruments, transportation equipment, aerospace machinery, nuclear-reactor controllers, fuel controllers and other safety devices), Yangjie or anyone on its behalf, assumes no responsibility or liability for any damages resulting from such improper use of sale.

This publication supersedes & replaces all information previously supplied. For additional information, please visit our website [http:// www.21yangjie.com](http://www.21yangjie.com) , or consult your nearest Yangjie's sales office for further assistance.